

Welcome to Dreamers Do Travels' Guide to Disney Genie for Walt Disney World!

This new service offers three separate products:

- (1) Complimentary Disney Genie (with tip board, mobile order, virtual assistant, DAS access, and more)
- (2) Disney Genie+ (with Lightning Lane Entrance, PhotoPass AR Lenses and Audio Experiences)
- (3) Individual Attraction Selection (with Lightning Lane Entrance)



Guests may choose to use these services individually or stacked together. As indicated by the name, Complimentary Disney Genie will be FREE to all guests.

Disney Genie+ will cost \$15 per person per day and covers select attractions in each park.

Individual Attraction Selection prices will vary per ride per date.

Complimentary Disney Genie

DISNEY GENIE: CREATING YOUR BEST DISNEY DAY
A Fun, Convenient and Complimentary In-App Service



Disney Genie

A COMPLIMENTARY IN-APP SERVICE

Disney Genie service is available in the My Disney Experience and Disneyland apps.



**PERSONALIZATION
MADE EASY &
SPONTANEOUS**

The service easily maps out an entire day inspired by things you say you love – maximizing your park time and your fun. Itineraries update throughout the day so you can better go with the flow as the day changes.



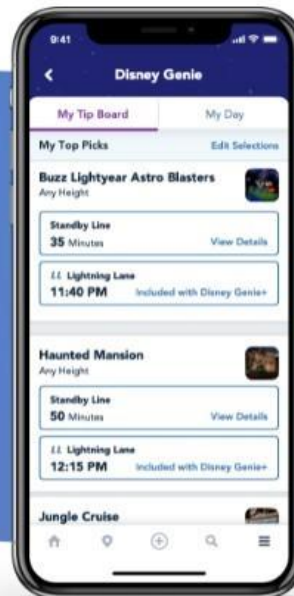
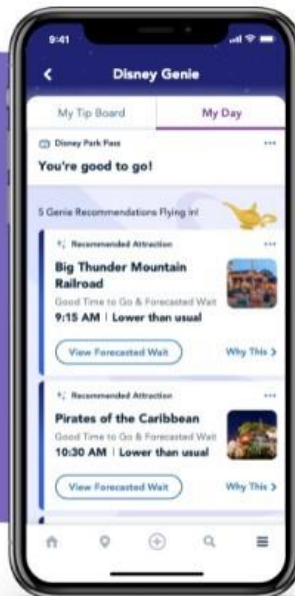
**MORE FLEXIBILITY
AND FUN**

Bringing together all-new features and existing favorites in one central place: a personal tip board, forecasted wait times, mobile order, dining and experience reservations, restaurant check-in and a virtual assistant.

Disney Genie (free service)

- Guests can make dining and experience reservations.
- Guests can create a Favorites List with info about attractions.
- Guests can access Mobile Order food.
- Guests can see a daily itinerary planned by computer algorithms.
- Standby queues still available for guests.

Disney Genie



© DISNEY



My Top Picks

Magic Kingdom

Choose experiences you'd most like to do, so Disney Genie can reveal ways to incorporate them into your day. You can always edit your picks later.



Attractions

Entertainment

Dining

Enchanting Extras

Attractions

Select your top picks for today

Astro Orbiter
Any Height 

The Barnstormer
35in (89cm) or taller
LL Lightning Lane Included with Genie+ 

Big Thunder Mountain Railroad
40in (102cm) or taller
LL Lightning Lane Included with Genie+ 

Buzz Lightyear's Space 

Continue



Disney Favorites



Park Interests



Dining Interests

Disney Favorites



Disney Princesses



Disney Villains



Heroes



Mickey & Friends



Disney Genie+

DISNEY GENIE+ SERVICE
AVAILABLE FOR PURCHASE

THE NEXT EVOLUTION OF FAN-FAVORITE **DISNEY MAXPASS SERVICE**

Disney Genie+
SAVE TIME IN LINE

On the day of your visit, choose the next available time to arrive at select attractions using the Lightning Lane entrance to save time in line – one selection at a time, throughout the entire day (subject to limited availability).

Lightning Lane

CONVENIENT SAME-DAY PLANNING ACROSS THEME PARKS

Lightning Lane selections are made on the day-of visit, to give you more flexibility. You can even make selections across theme parks if using the Park Hopper option.

ENJOY OTHER DIGITAL EXTRAS FOR EVEN MORE FUN

Disney Genie+ also includes audio experiences and Disney PhotoPass extras (unlimited photo downloads from your day at Disneyland® Resort and special AR-lenses at Walt Disney World® Resort).

*Disney Genie+ attractions are limited and subject to availability and change.

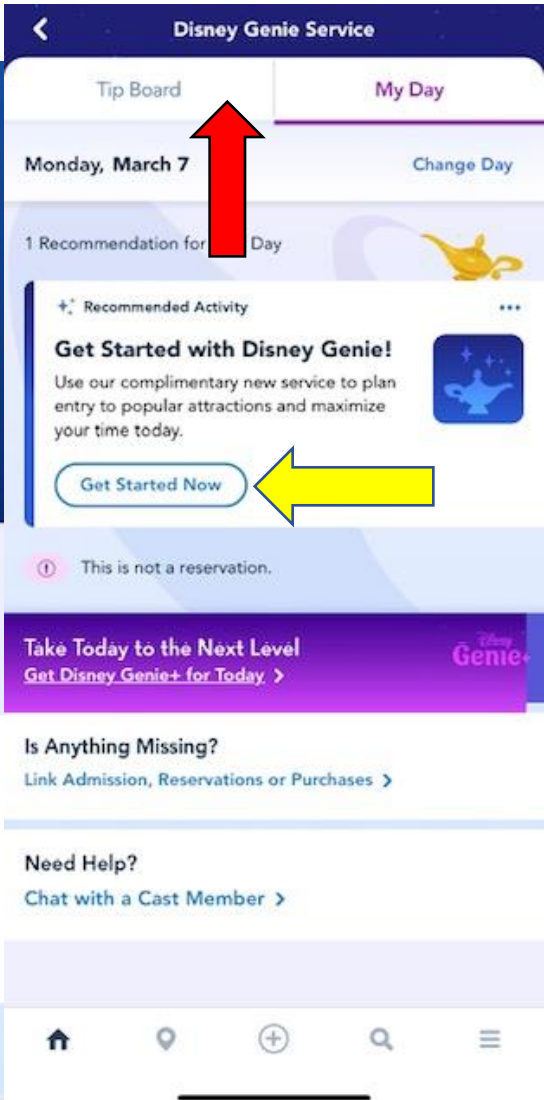
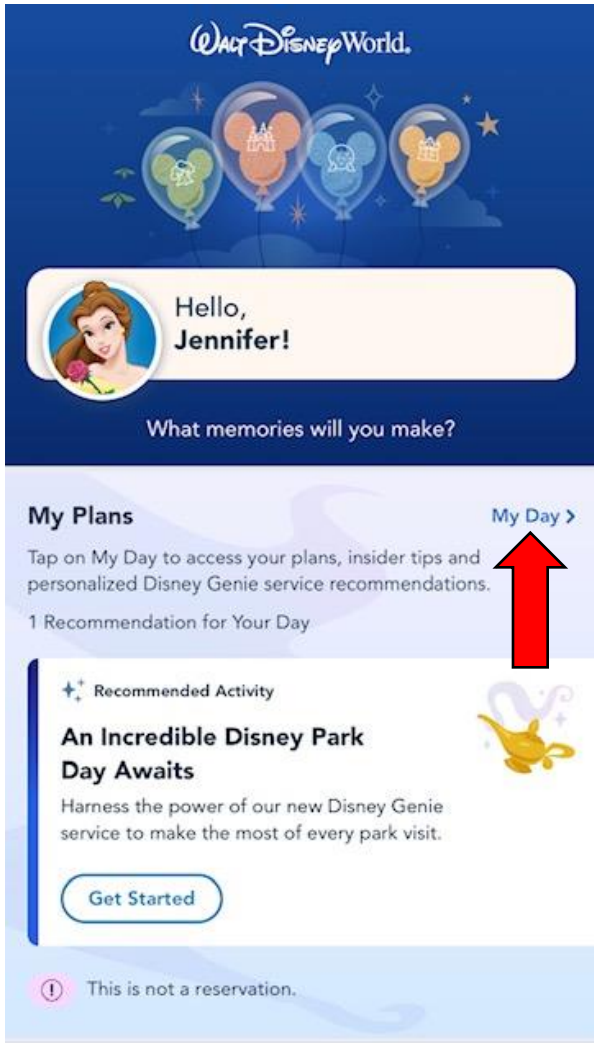
*You can use these services to plan as much or as little as you wish – **Disney Genie** and **Disney Genie+** are designed to help you enjoy a day in our theme parks in the way that's best for you.*

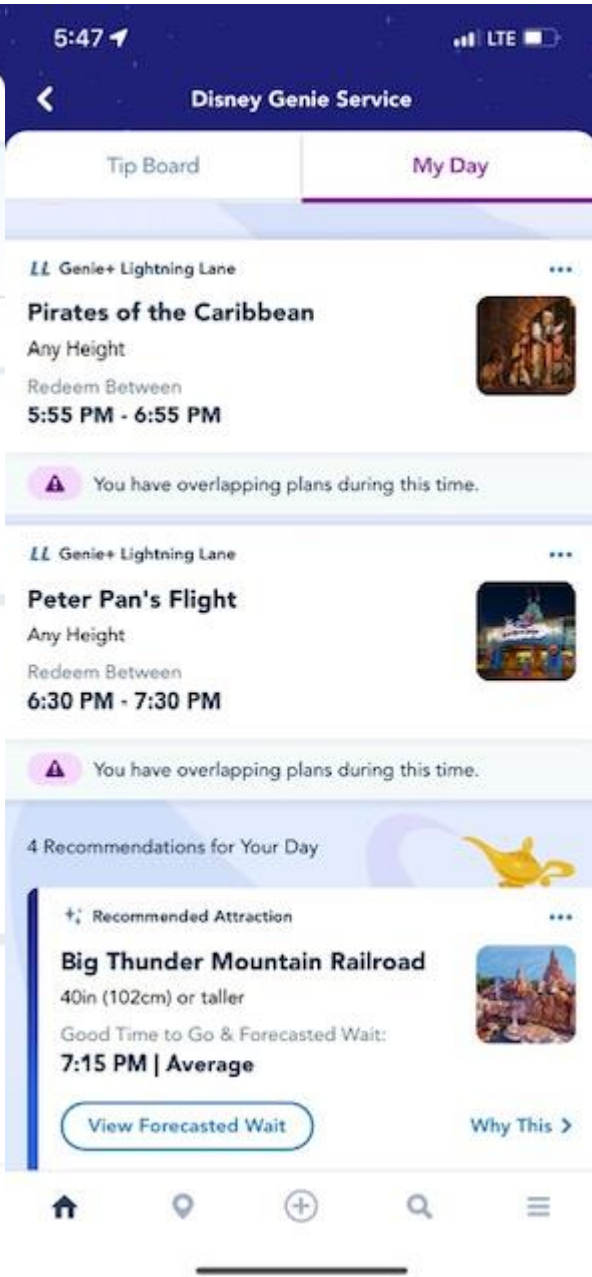
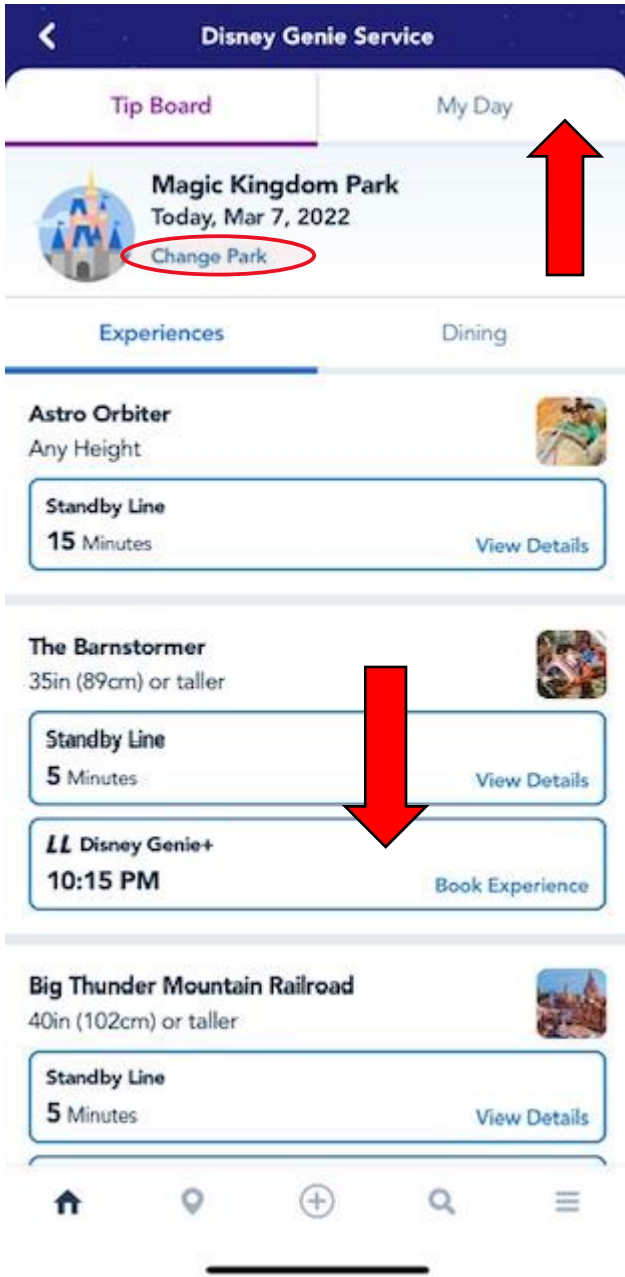
Disney Genie+ (paid service)

- Guests can begin making their first selection at 7 AM EST on the day of their visit.
- Guests will choose the next available one-hour window of time for desired attraction (subject to availability).
- Attraction will be accessed via the Lightning Lane (LL).
- Guest may schedule selections one at a time throughout the day
- New selection can be made

after using the first selection or after the window expires. Either 2 hours after park opens or 2 hours after booking a selection.

- Stacking Lightning Lane selections using Genie+: Guest books attraction A (say for 2:30 to 3:30 pm) at 7 am. Park opens at 9 am. Guest can book attraction B (say for 4:30 to 5:30 pm) at 9 am. Guest can book attraction C (say for 5:15 to 6:16 pm) at 11 am. Guest can book attraction D (say for 7:30 to 8:30 pm) at 1 pm. Etc.
- Includes Augmented Reality lenses and Audio Experiences for WDW guests.
- To book a Lightning Lane selection in the app: Go to “My Day” on the home screen, then select the Tip Board tab located on top, book your experience by choosing the LL Disney Genie+ time frame.
- If traveling with a party, you can either select the entire party for Lightning Lane selection or you can divide up the party to select two different Lightning Lane selections.





Disney Individual Attraction Selections



- Purchased via Disney Genie Service in the My Disney Experience app on day of park visit.
- Pricing and availability will vary by date, attraction, and park.
- Guests of Disney Resort Hotels may purchase starting at 7 AM on day of visit.
- All other guests can make their first purchase when the park opens.

Jen Wolstoncroft

Travel Professional with

Dreamers Do Travels

jenw@dreamersdotravels.com

cell: 724-747-8897



Memory Maker

- Memory Maker is an incredible way to download all the Disney PhotoPass photos and videos you capture throughout Walt Disney World Resort during your vacation—including at select attractions.
- The photos and videos are conveniently connected to your online Disney account with a touch of your MagicBand, card, or mobile device with Disney MagicMobile pass which you can view, download, and share your Disney PhotoPass memories on Disney PhotoPass and on the My Disney Experience app.
- How does it work? When you see a Disney PhotoPass location, the photographer or Cast Member will link the photos to your Disney account with a touch of your MagicBand, card, or your mobile device with Disney MagicMobile pass.
- Through Disney PhotoPass and the My Disney Experience Mobile app, you can download your Memory Maker photos right away or you can wait until you get home and download them all at once.
- If you purchased Memory Maker in the park, you may need to link Memory Maker to your Disney account before you can begin downloading photos. You may also need to link any MagicBands or cards that you used at the Disney PhotoPass locations to view and download your photos. If you are using a Disney MagicMobile pass, be sure to enable Bluetooth® technology on your mobile device to connect with in-park experiences using wireless technology, including automatic attraction photo linking.
- Memory Maker includes photos taken during the Memory Maker window and linked to the Memory Maker Guest's Disney account. Photos will expire 45 days from the original date the picture was taken.
- You can purchase Memory Maker in advance either through the app or Disney World's website under your My Disney Experience account.